







 <p>RUSHDEN PRIMARY ACADEMY</p> 	<p>Driver: Literacy/Phonics Theme: Who am I? <i>All areas of the EYFS curriculum will intertwine with each other, ensuring consolidation and progression. This allows each child to access all areas of learning and reach their potential.</i></p>	<p>Year R Autumn 1 2025-2026</p>	
 <p>Writing As we begin our writing journey, we will start by introducing the kinetic letter program. This starts with six moves: slide, up, down, push, pull and flick. The children will have opportunities to write with gross motor and fine motor movements. Once we have built our hand strength and our pencil hold, we will then start to write letters using the correct formation.</p>	<p>Reading for Pleasure: We will be reading a wide range of stories each week from the scheme 'Super Six'. These stories will either be related to rhyming, diversity, wellbeing, a traditional tale or quality text. Our EDI (Equality Diversity and Inclusive) book will be 'The Tiger who Came to Tea'. We will have activities relating to this.</p>	<p>Reading / Phonics This term we will introduce the Phase 2 graphemes (sounds) and begin to blend sounds together to read short words. We will implement Guided Reading groups which will take place three times a week. These sessions will focus on decoding, prosody and comprehension regardless of whether this is a wordless book or a book with words.</p> 	<p>Maths During this term we will begin to explore the following topics:</p> <ul style="list-style-type: none"> • Subitising within 3 • Counting skills • How all numbers are made of 1s • Composition of 3 and 4 • Subitise objects and sounds • Comparison of sets - 'just by looking' • Use the language of comparison: more than and fewer than • Match, sort and compare • Talk about measure and patterns
<p>Communication and language Building relationships together will be our priority to ensure every child feels safe and able to express their needs. Listening skills will be a strong focus in this first term. We will ensure the children can follow 2 and 3 step instructions. We will be working on using full sentences to ask and answer questions.</p>	<p>Our focus skill for this term will be:</p>  <p>Listening</p>	<p>Talk For Writing Our T4W journey will begin with making up stories using props. Later this term we will introduce the story 'The Gingerbread Man'. Activities will focus on the story and we will learn to retell the story using actions.</p> 	<p>Personal, Social and Emotional Development In our PSHE lessons we will be exploring, 'Being Me in my World'. We will be focusing on getting to know the children and giving them the opportunity to get to know us. We will ensure everyone is feeling safe and will be concentrating on building relationships.</p> 
<p>Understanding the world During this term, our weekly themes will incorporate the following: Me, My Family, People we Trust, My Community, Differences, Our Bodies and Our Senses. These mini themes will allow us to get to know each child and build us as a class family.</p> 	<p>Expressive art and design During this term, we will be exploring creative activities linked to our themes, maths and Talk for Writing. We will create self portraits. Our creative areas will be available every day for the children to explore. Music and singing will be included in our everyday timetable.</p> 	<p>Physical development Our PE topic this term is Multi Skills, where we will work on our gross motor skills. In our continuous provision we will set up activities that allow children to continue building on their gross and fine motor skills. The outside area will allow the children to use larger movements and build their core strength.</p> 	<p>Home Project <i>This term we would love it if you could create a picture to showcase Autumn. You could do this by collecting some items such as leaves and sticks and making a collage or drawing an Autumn picture. Have fun working together to create this.</i></p> 