












<div><div>RUSHDEN PRIMARY ACADEMY</div></div> <div></div>		<div>Driver: Literacy/Phonics</div> <div>Theme: How does your garden grow?</div> <div>All areas of the EYFS curriculum will intertwine with each other, ensuring consolidation and progression allowing each child to access all areas of learning and reach their potential.</div>	<div>Year R</div> <div>Spring 2</div> <div>2023-2024</div>
<div></div> <div>Writing</div> <div>As we continue on our writing journey, we will build on the foundations we already have. So, the focus will now be on writing words using our phonic knowledge. The children will be encouraged to use the sound mats to aid them before we start to write sentences using a capital letter and a full stop.</div>	<div>Reading for Pleasure:</div> <div>We will be reading a wide range of stories each week with the children from the scheme ‘Super Six’. The children will have one story read to them for the duration of a week. These stories will either be related to rhyming, diversity, wellbeing, or it could be a traditional tale or quality text.</div>	<div>Reading / Phonics</div> <div>This term we will be consolidating single letter sounds, diagraphs and trigraphs. We will be encouraging fluency when reading and to achieve this we will be reading words by blending in our head before reading them. The aim is to read longer words at a quicker pace.</div> <div></div>	<div>Maths</div> <div>During this term we will explore length, height and time and 3D shapes. We will also focus on the following-</div> <div><ul style="list-style-type: none"><li>• ‘staircase’ pattern and ordering numbers.<ul style="list-style-type: none"><li>• use the language of less than and understand the concept.</li></ul></li><li>• Doubles – explore how some numbers can be made with 2 equal parts.</li><li>• Sorting numbers according to attributes -<ul style="list-style-type: none"><li>• odd and even numbers.</li></ul></li></ul></div>
<div>Communication and language</div> <div>On Mondays, we will be taking muddy walks, where we will be incorporating activities linked to our science (UTW) and maths learning. This will give the children many opportunities to expand and build on their knowledge through communication and language.</div>	<div>Our focus skill for this term will be:</div> <div>Aiming High</div> <div></div>	<div>Talk For Writing</div> <div>This term we will focus on the story of ‘Jack and the Beanstalk’. We will immerse ourselves in the story, imitate it, innovate it and invent our own stories. We will also look at Non-Fiction aspects.</div> <div></div>	<div>Personal, Social and Emotional Development</div> <div>In our PSHE lessons we will be exploring ‘Healthy Me’. We will be exploring ways to keep our bodies healthy, including topics such as healthy food, the importance of exercise, keeping clean and sleep. We will be making vegetable soup. We will also discuss the topic of stranger danger.</div> <div></div>
<div>Understanding the world</div> <div>During this term we will explore the festivals and celebrations of ‘Holi’, Easter and Mother’s Day! Our topic gives us the opportunity to explore the natural world through the growth of humans, animals and plants.</div> <div></div>	<div></div> <div>Expressive art and design</div> <div>During this term, we will be exploring creative activities linked to our theme, maths and talk for writing. We will also be creating observational drawings of the natural world. To consolidate this, we will look at the artist ‘Claude Monet’ and attempt to draw or paint using his style.</div>	<div>Physical development</div> <div>During PE, we will be building on the skills learnt during our ‘enjoy a ball’ PE sessions last term and putting them into our new PE sessions ‘Football’. In our continuous provision we will set up activities that allow children to build on their gross and fine motor skills. The outside area will allow the children to use larger movements and we will continue to using Kinetic Letters to form tricky letters.</div> <div></div>	<div>Home Project</div> <div>We would love to see you and your child working together to create a family project.</div> <div></div> <div><div><div>Option 1:</div><div>Design and create your own garden!</div><div>What might grow there?</div></div><div><div>Option 2:</div><div>Exploring life cycles!</div><div>What can you find out about life cycles?</div></div></div>