











 <p><b>RUSHDEN PRIMARY ACADEMY</b></p>	<p>Theme: <b>How were our grandparents' toys different to ours?</b></p> <p>Driver: History</p>		<p>Year 1 Spring 1 2023-2024</p>
<p>As writers we will...</p> <p>be learning how to write a diary entry based on the text 'Dogger', where a toy gets lost. We will also be writing instructions to make a toy based on the text 'Paper Dolls.'</p> 	<p>As mathematicians we will...</p> <p>be exploring the place value of numbers to 20, we shall be adding and subtracting as well as exploring length and height.</p> 		<p>As scientists we will...</p> <p>be learning how to distinguish between an object and the material from which it is made. We will be identifying and naming a variety of everyday materials, including wood, plastic, glass, metal, water and rock. Also, we will be describing the simple physical properties of a variety of everyday materials.</p> 
<p>In Religious Education we will...</p>  <p>begin to understand the idea of being inspired and uses stories from Christianity to enable learning about Jesus as an inspirational leader to Christians in the past, including Saint Francis. This unit will allow children to reflect on what inspires them.</p>	<p>Our focus skill for this term will be:</p>  <p>Speaking</p>	<p>Reading for Pleasure Class Novel:</p> 	<p>As technicians we will...</p> <p>be exploring what a command is and how to combine forwards and backward commands to make a Sphero move. After this, we will develop our learning and combine four directional commands to make a sequence that programs and simple object using a Sphero.</p> 
<p>As designers we will...</p> <p>explore toys that work with mechanisms and then design and make our own push/pull toy from the past using wheels and axels.</p> 	<p><b>Home Project</b></p> <p><i>We would love to see you and your child working together to create a family project.</i></p>  <p><b>Projects could be to create a poster showing how old toys have changed, finding some old toys, and videoing a pretend news report about them, creating a new toy or researching where toys come from.</b></p>		<p>As historians we will...</p> <p>be exploring the question 'how were our grandparents' toys different to ours?'</p> <p>We will learn about a range of toys and games our grandparents' might have played with and compare similarities and differences to our toys and games. We will also explore similarities and differences in classrooms then and now.</p> 
 <p>As athletes we will...</p> <p>learn a range of shapes and jumps to piece together to begin to create a simple gymnastics routine and learn important ball skills.</p>	<p>As musicians we will...</p> <p>be looking at the song 'In the Groove', which is an easy to learn song that demonstrates different styles of music (such as: Blues, Baroque, Latin, Folk and Funk). We will build on our previous knowledge of pulse and rhythm and compare this skill between the different music styles.</p> 		<p>In PSHE we will...</p> <p>be exploring dreams and goals. We will celebrate achievements and successes and discuss ways to keep positive and continue working on challenges.</p> 