



Spelling at RPA



We are changing how we teach spelling at RPA. Each week the children will learn about a spelling pattern and some common exception words. Your child will no longer have a weekly spelling test but will be assessed termly on their progress. The teacher will also be looking for evidence that your child is applying their spelling knowledge in their independent writing. They will still be bringing their spelling book home, but instead of having a list of words, they will be given a spelling pattern, such as 'ai', and be asked to find their own words. They should then practise these words in some of the creative ways listed below.

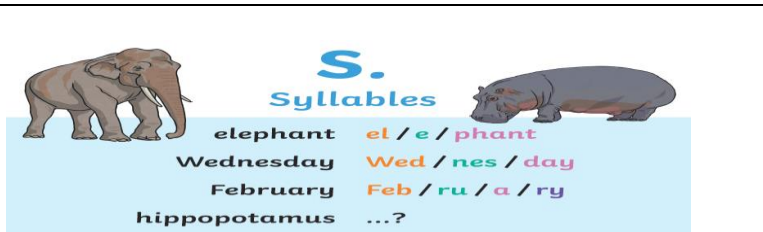
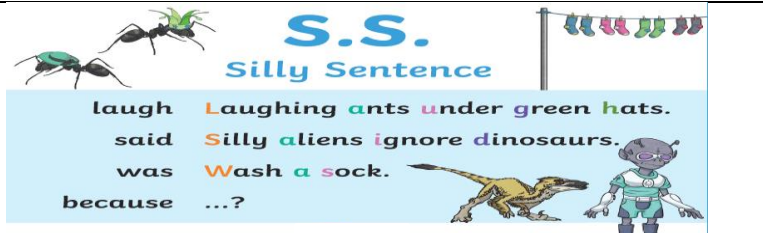






Every child can still access Spelling Shed, which should continue to support them at home.






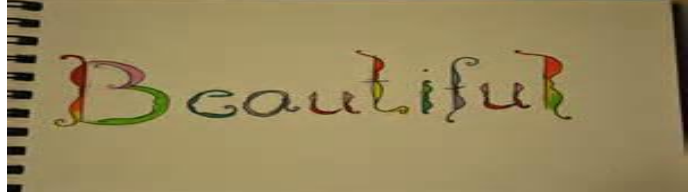
Lots of children learn in different ways which is why teaching them means using a range of approaches. This will also help them when applying spelling because they will see the word in different contexts. Here are some strategies for spelling:




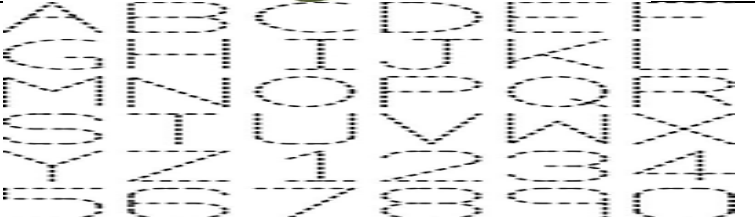
- Listening for the sounds and breaking them down
- Breaking the word into syllables
- Using rhymes, mnemonics and songs to remember
- Using visual approaches e.g. 'word shape', 'bubble writing'
- Being multi-sensory e.g. 'word painting'
- Using verbal and social e.g. 'spelling tennis'
- Kinaesthetic and physical e.g. 'spell jump'

As well as engaging in all the fun activities suggested, it is still important to put words into sentences. This puts the word into context and therefore helps them to apply and retain the spelling.

<p>Internet Games </p> <p>Search online for word games to practise spellings.</p>	<p>Musical spellings </p> <p>Make up a short rhyme or song to remember spellings or rules for spellings.</p>
<p>Spell jumps</p> <p>Jump up and down on a trampoline or skip whilst saying each letter of your word you are spelling.</p>	<p>Spelling tennis</p> <p>One person starts with a letter, the other adds one until a word is made. The last person to add a letter wins.</p>
<p>Hangman</p> <p>Play hangman using your spellings.</p>	

<p>SYLLABLES Say your spellings aloud, clapping the syllables. Write them using different colours separating the syllables.</p>	 <p>S. Syllables</p> <p>elephant el / e / phant Wednesday Wed / nes / day February Feb / ru / a / ry hippopotamus ...?</p>
<p>SILLY SENTENCE Create silly sentences; make each letter represent a new word. These are also called mnemonics!</p>	 <p>S.S. Silly Sentence</p> <p>laugh Laughing ants under green hats. said Silly aliens ignore dinosaurs. was Wash a sock. because ...?</p>
<p>SAY IT SILLY Use a daft voice, change pitch for each syllable – be creative, it's up to you!</p>	 <p>S.I.S. Say It Silly</p> <p>people pe / op / le scissors sc / iss / ors knife k / nife beautiful ...?</p>
<p>WORDS WITHIN WORDS Be a detective – can you find any words within your spellings?</p>	 <p>W.W.W. Words Within Words</p> <p>orchestra weird excellent business through?</p>
<p>THAT'S AN ORDER! Write your spellings in alphabetical order.</p>	 <p>A B C</p>
<p>SUPER SENTENCES Write a super sentence for each of your spelling words. Underline your spelling word in each sentence.</p>	 <p>Cartoon pencil character</p>
<p>RAINBOW WORDS Write out your spellings and trace each one 5 times using a different colour each time.</p>	 <p>Rainbow graphic</p>
<p>ACROSS AND DOWN Write each word across and down sharing the beginning letter.</p>	<p>Example: W h e n h e n</p>
<p>FANCY LETTERS Write each of your words using fancy letters.</p>	 <p>A B C D E F G H I J K L M N O P Q R S T U V W X Y Z</p> <p>Shopping bags</p>
<p>UPPER AND LOWER First write your spellings out normally. Then rewrite your spellings alternately, this time write the vowels in lowercase and the consonants in uppercase.</p>	<p>Example: lower= LoWeR</p>

<p>CONSONANT CIRCLE Write out each of your spellings. Then go back and circle all of the consonants in your spelling words!</p>	
<p>THREE TIMES Write each spelling word three times. Use a different coloured pencil for each time.</p>	
<p>BLUE VOWELS Write out each of your spelling words. You will need a blue coloured pencil. Trace over the vowels in each word with the blue coloured pencil.</p>	<p>VOWELS =</p> <p>A E I O U</p>
<p>PYRAMID WRITING Write your word out in the shape of a pyramid.</p>	<p>Example: Home</p> <p>H H o H o m H o m e</p>
<p>BUBBLE LETTERS Write each spelling word in bubble letters. After you have written in bubble letters, colour the word with coloured pencils.</p>	
<p>ADDING MY WORDS Write out each of your spelling words. How much is each spelling worth?</p>	<p>Consonants =10 Vowels = 5 Example: Said $10+5+5+10=30$</p>
<p>VOWEL CIRCLE Write out each of your spellings. Then go back and circle all of the vowels in your spelling words!</p>	
<p>CONNECT THE DOTS Write out each of your spellings using dots. Then connect the dots by tracing over them with a coloured pencil.</p>	<p>Sight Word Paint Dots</p> 
<p>COLOURFUL WORDS Write out each of your spellings. Write each letter using a different coloured pencil.</p>	
<p>ACROSTIC POEM Create an acrostic poem for 5 of your words.</p>	<p>Example: Snow Soft and fluffy Never warm Open the door Wade into the cold</p>
<p>BACKWARDS WORDS Write out your spelling words forwards and then backwards.</p>	<p>Example: home emoh</p>

<p>TELL A STORY Write a story using all of your spelling words. Make sure you underline your spelling words</p>	<p>One <u>chilly</u> day a <u>chess</u> player took his <u>chicken</u> to <u>church</u>. He <u>chuckled</u> as the <u>chicken</u> <u>challenged</u> some <u>cheese</u> to a <u>chess</u> <u>challenge</u>.</p>
<p>3D WORDS Make your spelling words out of playdough or clay.</p>	
<p>AIR WRITE Write your spelling words in the air with your finger. Ask someone to read your words as you write. You could also ask someone to air write while you read the word!</p>	
<p>SPELLING FLOWERS Draw a big flower. Write each of your spelling words on one of the petals.</p>	
<p>CONNECT THE DOTS Write your spelling words using dots. Connect the dots you've drawn by tracing over them with a coloured pencil.</p>	

Useful websites:

Spelling Shed - <https://spellingshed.com>

Spelling frame - <https://spellingframe.co.uk/>

BBCBitsize - <https://www.bbc.co.uk/bitesize/topics/zt62mnb>